DAILY MARKET QUOTATIONS

SUMMARY

By THE CANADIAN PRESS

Toronto: Market lower; heavy trading.

New York: Market lower; moderate trading.

Montreal: Market slightly lower; active trading.

CURRENCIES

MONTREAL (CP) — The United States dollar in terms of Canadian funds was unchanged at $1.07 27-32. Pound sterling was down 1-16 at $3.01⅝.

NEW YORK

NEW YORK (AP)—The stock market toppled Friday from the pinnacle of Thursday's record high.

The market sank to a moderate loss in fairly active trading which put the New York Stock Exchange ticker tape behind floor transactions during the morning and again at the close.

It failed to find inspiration in RCA's stock split and dividend boost, higher wool carpet prices, scheduled higher automobile output and higher mail order sales.

RCA sold off on profit taking, putting a damper on the rest of the list.

Aluminums dropped when Kaiser Aluminum rescinded a price increase. Kaiser, Alcoa and Reynolds Metals lost a point or so.

The Associated Press average of 60 stocks declined .6 to 283.3. The Dow Jones average of 30 industrials lost 3.61 to 760.25.

Of the 15 most active stocks, 11 declined and four advanced.

RCA, off 1½ at 97⅞ on 180,200 shares, was most active. Westinghouse Electric, off ½ at 33c on 102,700 shares, was second and Pennsylvania Railroad, up ¾ at 24c on 68,900, was third.

Following were Studebaker, up ⅜ at 6¾, and Chrysler, off 1¾ at 88⅝.

U.S. Steel, Republic and Jones and Laughlin dipped around half a point.

General Motors dropped 1⅜ to 77⅞, Ford eased ¼ to 50⅜ and American Motors ⅜ to 18¾.

Losers of about a point included International Nickel, High Voltage Engineering, Pan American World Airways and Merck.

Among Canadian issues, International Nickel lost ⅞, Aluminium Ltd. ¾, and Dome Mines and Hudson Bay Mining ⅛ each. Distillers Seagrams gained ⅝, Walker Gooderham ½, Canadian Pacific ⅜ and McIntyre Porcupine ⅛.

American exchange prices were mixed. Jupiter Corp. gained ⅛. Canadian Javelin lost ⅝ and Canadian Marconi and Preston each ¼.

What stocks did:

	Fri	Thur
Advances	488	596
Declines	578	472
Unchanged	261	276
Total Issues	1327	1344

NEW YORK CLOSING STOCKS
By The Associated Press

Beth Steel	30¼	Monty W	34⅝
Borg Warner	47	NY Cent	23⅝
C and O	65¼	Radio Corp	97
Cons Edison	85⅜	South Pacific	34⅜
Gn Elec	83⅛	Std Oil NJ	72¾
Goodyear	42	Utd Aircraft	43¾
Gt Nor Ry	54	Vanadium	12⅝
Int T T	53⅝	Westngse	33⅝
Kennecott	71¼		

MONTREAL

MONTREAL (CP)—A wave of losses swept the stock market Friday afternoon, intensifying toward the close on the Montreal and Canadian exchanges.

Trading was active. Industrial volume hit its highest level in more than two weeks at 162,400 shares. Mines and oils hit a two-month high, turning over 627,400 shares.

The composite index fell 0.4 to 126.1. Declines headed advances 91 to 69.

Banks were hardest hit, falling 0.6 to 123.5. Nova Scotia dropped ¾, Royal ½, Imperial ⅜ and Montreal ⅛.

In senior base metals, International Nickel lost ⅞. Falconbridge gained ⅜ and Noranda and Hollinger ¼ each.

Industrials lost 0.5 to 127.5. Dominion Oilcloth slipped ½, Rothmans, Dominion Glass and Canadian Aviation Electronics ⅜ each, Montreal Locomotive ¼ and Imperial Tobacco, Massey-Ferguson and Chemcell ⅛ apiece.

Steinberg's A fell ¾ and Canadian Breweries and Loblaw B ¼ each. Distillers-Seagrams and Molson A rose ½ each.

Oils were mostly higher. Pacific Petroleum climbed ⅞ and B.A. Oil ¼. Imperial dropped ½.

Papers were ahead 0.1 at 113.9 on the strength of gains of ¼ for Macmillan-Bloedel and B.C. Forest and 1⅛ for International. Fraser slipped ½ and Bathurst and Price Bros. ¼ each.

Nova Scotia Light fell ½, Maritime Telephone ⅜, Interprovincial Pipe Lines ¼ and Newfoundland Light, International Utilities and Trans-Canada Pipe Lines ⅛ each.

In speculative mines, Ameranium traded 248,500 shares and gained two cents. McAdam gained 10 cents and Newrich two. Mount Pleasant and Kiena Gold dropped five cents each.

MONTREAL CLOSING STOCKS
By The Canadian Press
Montral Stock Exchange—Dec. 6

Complete tabulation of Friday transactions. Quotations in cents unless marked $. z—Odd lot, xd—Ex-dividend, xr—Ex-rights, xw — Ex-warrants. Net change is from previous board-lot closing sale.

Stock	Sales	High	Low	Close	Net Ch'ge
Abitibi	3580	$13	12⅞	12⅞	— ⅛
Algoma	375	$57¾	57½	57½	— ⅜
Alumini	5123	$28	27¼	27⅜	— ⅜
Alm 4¼cn pr	1550	$41¼	41	41⅛	+ ⅛
Alcan 2pr	1020	$46¾	46¾	46¾	
Ang T 290pr	45	$53⅝	53⅝	53⅝	— ⅜
Arg 260pr	75	$52½	52½	52½	
Arg C pr	300	$9¼	9⅛	9⅛	— ⅛
Asbestos	1080	$21	20⅞	21	+ ⅛
Atl Sug	100	$17⅝	17⅝	17⅝	+ ⅛
Bank Mont	1210	$64¾	64½	64½	— ⅛
Bank NS	325	$70¾	70¼	70¼	— ¾
Banq CN	290	$80	79¾	80	• ¼
Banq PC	182	$54	53¾	54	
Bathrst rts	650	60	40	40	—20
Bath P	200	$15¾	15¾	15¾	— ¼
Bath P A	100	$52	52	52	— ¾
BC Phone	1210	$54¼	54⅛	54¼	
Bow Mer pr	210	$51	51	51	—1
Brazil	1194	250	240	240	—5
BA Oil	2250	$27¼	27	27¼	+ ¼
BC Forest	305	$3½	23⅜	23½	+ ¼
BC Pow	400	$24	24¾	24⅞	+ ⅛
BC Phone	300	$57	57	57	+ ½
Bruck B	250	$8½	8½	0½	
Cal Pow	700	$20¾	20⅝	20⅝	
Can Cem	239	$37½	37¼	37¼	
Can Cempr	175	$28	28	28	— ¼
CI Fndry	300	$23¼	23	23¼	— ¼
CSL pr	200	$12¾	12¾	1¾	— ⅛
CAE	1750	$11⅜	11⅛	11⅛	— ⅜
Cdn Brew	2250	$9	9¾	9¾	— ¼
C Chem w	2300	580	575	575	—5
C Imp Bk C	320	$63⅝	63¼	63¼	— ⅜
CIL	375	$18	18	18	
CI Pow	100	$15	15	15	— ¼
CI Pow pr	280	$46½	46	46½	— ½
C Marconi	300	385	385	385	—15
CPR	8617	$37¾	36¾	37	
Cdn Pet pr	360	$12⅝	12½	12½	
Cent Del	250	710	705	710	+5
Coghlin	400	$5¾	5¾	5¾	
Con Papr	740	$39½	39¼	39¼	— ⅛
Con M S	2240	$29	29⅝	29	
Coronatn	150	$6¾	6¾	6¾	— ⅛
Dist Seag	810	$50¼	50	50¼	+ ½
D Bridge	400	$18⅝	18½	18½	
D Coal pr	300	$14½	14½	14½	— ¼
D Corset	100	$27	27	27	— ½
Dofasco xd	320	$65¾	65½	65½	— ½
D Glass	1100	$17	17½	17½	— ⅜
Dosco ⅞	390	$15¾	15½	15¾	+ ¼
D Stores	4450	$16½	16	16⅜	+ ⅛
Dom Tar	990	$17	16⅞	17	
Dom Text	1270	$24¼	24	24	
Donohue	700	$23⅝	23⅝	23⅝	
Du Pont	100	$40¼	40¼	40¼	— ¼
Du Pont pr	75	$83	83	83	
Dup Fr A	900	$10½	10½	10½	
Falcon	550	$55⅝	55⅝	55⅝	• ⅜
Fraser	345	$27½	27½	27½	— ½
Fr Pete pr	950	305	305	305	+5
G B Cn In pr	50	$47¾	47¾	47¾	
GL Paper xd	100	$22¾	22¾	22¾	
Hawk Sid	1180	$6⅜	6¼	6¼	
Hollinger	500	$27⅛	27	27⅛	+ ¼
Home B	152	$13⅝	13⅝	13⅝	— ¼
Hud By Co	1050	$14⅞	14½	14⅞	+ ⅛
Imp Oil	1325	$44¼	43⅞	43⅞	— ½
Imp Tob	1410	$13¼	13	13	— ⅛
Ind Accep	2230	$23⅝	23¼	23⅝	•⅝
Int Nickel	971	$70½	69⅝	69⅝	— ⅞
Int Pap	134	$35½	35½	35½	+1⅛
Int Util	1140	$23⅞	23⅝	23⅝	— ⅛
Inter PL	325	$81½	81	81	— ¼
Jamaica PS	200	$9¾	9¼	9¼	— ¼
Labatt	100	$17¾	17¾	17¾	
Lau F 125p	100	$21¼	21¼	21¼	— ⅛
Loblaw A	100	$7	7	7	— ⅛
Loblaw B	700	$7¼	7¼	7¼	— ⅛
Loeb M	225	$22½	22½	22½	+ ½
MB PR	1300	$25	4⅛	5	+ ¼
Maritm Tel	5	$1⅛	1⅛	21⅛	— ⅜
Mass Fer	3620	$16½	16¼	16⅜	— ⅛
Mir 6 pcpr	250	$11⅝	11⅝	11⅝	
Molson A	95	$28	28	28	+ ½
Molson B	120	$29	29	29	+ ½
Mont Loco	125	$12¾	12¾	12¾	— ¼
Mont Trst	115	$99	99	99	—1½
Moore Corp	750	$51	50½	50¾	+ ¼
Morse R A	100	$10½	10½	10½	+ ¼
Nfld Light	250	$10¾	10¾	10¾	— ⅛
Noranda	1306	$37⅞	37⅝	37¾	+ ¼
NS LP	315	$23⅜	23	23	— ½
Ogilvie	1455	$14¾	14⅝	14⅝	
Pac Pete	3816	$12¼	11½	12⅛	• ⅞
Penmans	645	$26½	26	26½	— ¼
Price Br	385	$37	37	37	— ¼
QN Gas	920	$8¼	8⅛	8¼	+ ⅛
QN Gas pr	120	$109½	107½	109	+2
Reed A E	26137	$0⅝	8½	8½	
Rio Algom	150	$12¾	12¾	12¾	— ¼
Rockwell	981	$42	41¾	42	+ ⅛
Rolland A	200	$8¼	8¼	8¼	
Rothmans	2400	$9¾	9¼	9¼	— ⅝
Royal Bank	1251	$73	72½	72½	— ½
Salada F	300	$11¼	11¼	11¼	
Shl Can	360	$17⅛	17⅛	17⅛	• ⅛
Shell In pf	100	$25¾	25¾	25¾	+ ¼
Shop Save	1860	$11	10⅞	10⅞	+ ⅛
Simpsons	575	$37⅛	37	37	
Southam	100	$30	30	30	+ ¾
Steel Can	2395	$22¾	22½	22⅝	— ⅛
Steinbg A	375	$24⅛	24	4	— ¾
Tor Dom	50	$6¾	6⅝	62⅝	+ ⅛
TRC Corp	760	$10	10	10	
Tr Can PL	2544	$31¾	31⅝	31⅝	— ⅛
Tr Mt PPL	300	$14	14	14	— ⅛
Walk G W	60	$59	58¾	59	
W Coast Tr	3345	$15⅝	15½	15½	+ ⅛
Weston A	100	$15⅝	15⅝	15⅝	+ ¼
Weston B	200	$16⅜	16⅜	16⅜	+ ⅝
CANADIAN					
Ajax	5000	11	11	11	+ ½
Alscope	1361	55	53	53	-2
Alsof	11000	21	19	20	
Umg B B	2000	5	5	5	
Ameran	248500	11	9	11	•2
An Am Mol	1700	164	160	162	—3
Anthonian	7000	5	5	5	— ½
Arno	3500	5	5	5	
Atlas Tel	7700	255	245	255	+5
Augustus	2812	26	25½	25½	— ½
Baker	2500	8½	8½	8½	
Barvallee	1000	3	3	3	..
Bateman	3000	6½	6½	6½	+ ½
Blue Bon	25	315	315	315	+5
Bruneau	11000	23	23	23	
Burnt Hill	9000	27	25½	27	
Cal Ed	100	$18⅛	18⅛	18⅛	• ⅜
Calumet	2000	3	3	3	
C Dredge	100	305	305	305	—45
C Interurbn	400	350	350	350	
Carbec	1000	7	7	7	+ ½
Cartier Q	1000	5	5	5	
Casavant	200	465	465	465	—5
Cent Morg	200	300	300	300	—35
Cssland	5150	115	100	115	+10
Chemalloy	1200	43	43	43	
Chipman	3000	3	3	3	
Cleveland	1000	3	3	3	
Com Oil G	1200	75	70	75	
Cominga	2000	3	3	3	
C Monpas	1000	4	4	4	—2
C New Pac	4520	10	9½	9½	— ½
CQ Yell	1000	4	4	4	
C Canoram	1615	54	52	54	+2
Couvrette A	100	$12	12	12	
Delta Elec	4275	235	235	235	
D Explorer	4500	28	27	7	+1
D Oilcloth	110	$5½	25½	25½	— ½
Drum Weld	100	$9½	9½	9½	
Dumaga	19900	07	81	85	—3
Dumont	1000	18	18	18	
East Sul	500	250	250	250	+10
East Vent	4100	155	150	155	+5
E Bak	200	$15	15	15	
Emp Oil	1000	3	3	3	
Equity Expl	8500	9	9	9	
Fab	4000	17	16	16½	+ ½
Fano	4000	2½	2	2½	+ ½
Fontana	2500	3	3	3	
Fox Lake	4500	12	12	12	
Frigistors	800	75	70	75	
Glen Lake	300	122	122	122	•2
Gold Age	1500	12	11	11	—1
Int Atlas d	200	105	105	105	
Int Helium	26	189	185	187	—3
Israel	800	7	7	7	
Jubilee	4135	250	234	240	
Kenting Avia	100	400	400	400	
Kiena	4269	405	400	400	—5
Kelly Desm	6200	58	56	58	—2
Kodiak Pete	450	100	96	96	—4
Kontiki	500	3½	3½	3½	
Lab Accep	125	$8	8	8	— ¼
Labrador	500	33	33	33	—1½
Laduboro	500	100	100	100	
Lingsid	2000	4	4	4	
Malartic Hy	1000	45	44	45	
McAdam	58500	46	30	45	+10
McIntyre	400	$45⅝	45	45¼	+ ½
Mer Chip	3500	9	8½	8½	— ½
Merrill	1500	72	72	72	
Mid Chib	3700	31	29	29	
Midepsa	1500	145	140	145	+5
Mistango	1000	16	16	16	
Monpre	1000	7	7	7	
Mt Pleas	61900	110	103	106	—5
Nat Au Ven	1100	175	165	170	•10
Native M	2000	14	14	14	
N Forma	10099	3½	3½	3½	— ½
Newrich	10000	33	30	33	+2
Nw Amulet	24700	9	8	8	
Norac Fin	100	$12¾	12¾	12¾	
North Ex	23500	217	195	199	—15
Opem Expl	1000	13	13	13	+ ½
Opemiska	200	770	770	770	
Pa Inv	1300	360	360	360	—5
Pennbec	2650	4½	4½	4½	— ½
Porcupine	1000	3½	3½	3½	
Que Cobalt	600	200	195	200	+1
Que Smelt	1000	10½	10½	10½	
Que Ph 56 pr	300	$19¾	19¾	19¾	—1
Qu In Min	2800	35	32	35	+5
Ruby Foo w	100	22	22	22	
Stl Colum	1500	209	00	05	—4
Stl Div Lds	100	88	88	88	+1
Silver Reg	1000	5	24	25	+1
Silver Sum	4900	40	39	40	+1
Silver Town	5000	18	18	18	
Sobey	100	$14	14	14	— ⅜
S Dufault	23000	0½	7½	8½	+1
Spartan	4800	55	48	54	•5
Spartan wts	500	13	13	13	+1
Stairs Expl	600	225	222	224	—1
Suprpack	200	500	500	500	
Talisman	8000	80	75	80	+5
Tazin	1500	7	6½	6½	— ½
Tib Expl	1000	5	5	5	+ ½
U Asbestos	100	225	225	225	—10
U Corp b	50	$26	26	26	— ½
Un Obalski	500	4	4	4	
U Town El	110	$15	15	15	— ½
Vander Hout	100	100	100	100	•5
Vanguard	5500	5	5	5	— ½
Virginia	1000	3	3	3	
York Spec	00	$6	6	6	+ ½

Total sales: Industrials 162,400, Mines and Oils 627,400

PRODUCE

MONTREAL (CP) — Agriculture department quotations:

Eggs: Wholesale dealer prices to country stations, wooden cartons: Extra-large 48 large 44-45; medium 36-37; small 31; B 36-37 and C 29.

Butter: Current receipts nontenderable 51; 93 score tenderable 51¾; 92 score tenderable 51.

Cheese: delivered Montreal, waxed, current receipts: Wholesale Quebec white 35¼; colored 35½.

Skim milk powder: Spray process No. 1 in bags 13-16; roller process No. 1 in bags 12-13; feed 11-12; butter milk powder feed 9.

Potatoes: Wholesale selling price: Que new 75s 1.15 - 1.25; Que new 50s .85-.90; N.B. new 1.45-1.50; N.B. new 50s .90; N.B. new 10s .24-.26; P.E.I. new white 75s 1.50-1.55; P.E.I. new white 50s .95; P.E.I. new white 10s .27.

TORONTO

TORONTO (CP) — Speculative mines and oils issues held the spotlight in heavy trading on the stock market Friday in what otherwise was a dull session.

Quonto Oil was the busiest stock, trading 596,666 shares and declining one cent to 19 cents. In the mines list, Consolidated Mogul traded 434,995 shares and advanced 19 cents to $2.73 on estimates of its silver ore deposits in southern Ireland.

Industrials generally were lower, with the 77-stock index declining .27 to 134.03.

Bank of Nova Scotia was off ¾ and Royal Bank, Aluminium, B.C. Phone, Canada Cement, Du Pont, and Interprovincial Pipe Line all fell ½.

Industrial gainers included Maple Leaf Mills, up ⅞; Union Gas, up ⅝; Waker-Gooderham, up ⅜; and Pacific Petroleum, up ⅞. CPR and Price Brothers rose ¼ each.

Rio Algom was off ¼ and International Nickel ⅞ in a lower list of senior base metals. Noranda, however, rose ⅝.

In golds, Dome rose ¼ and McIntyre ⅝.

CPR gained three points to 39 on an otherwise-quiet foreign market.

On index, industrials fell .27 to 134.03; golds declined .04 to 123.36; base metals were off .23 to 57.61; western oils gained 1.14 to 57.61 and the 108-stock exchange index was down .21 to 125.36.

Volume was 4,383,000 shares, compared with 3,423,000 shares Thursday.

TORONTO CLOSING STOCKS
By The Canadian Press
Toronto Stock Exchange—Dec. 6

Complete tabulation of Friday transactions. Quotations in cents unless markd $. z—Odd lot, xd—Ex-dividend. xr—Ex-rights, xw — Ex-warrants. Net change is from previous board - lot closing sale.

Stock	Sales	High	Low	Close	Net Ch'ge
MINES					
Acad Uran	3000	4½	4½	4½	
Advocate	1400	698	660	695	+25
Akaitcho	3600	54	50	50	—5
Am Larder	600	15	15	15	—1
Amal Rare	3200	9½	9	9	—2
Anacon	35800	27	23	26	+3
Ang Rouyn	1000	11	11	11	
Ansil	3561	8	8	8	+ ½
Area	2600	103	100	102	+3
Arjon	9500	13	12	12	
A Arcadia	16300	36	34½	36	
Atl C Cop	1000	80	00	80	—10
Atlas Yk	500	7½	7½	7½	
Atlin-Ruf	3500	7½	7	7½	— ½
Aumaq	10200	5	5	5	— ½
Aunor	200	365	360	365	
Bankeno	1500	35	35	35	•3
Bankfield	2000	11½	11	11	—1
Barnat	12100	70	65	65	
Base Mets	13700	8½	6½	8	
B-Duq	3200	23	20	20	—2
Bile'r	174700	38	29½	37	+5
Bethlm	2150	685	670	685	+5
Bvcon	9028	16	15	15½	+ ½
Bibis	269650	32	28	29	
Bidcop	1000	8	8	8	
Black Bay	2000	11½	11½	11½	—1
Bouzan	1795	365	360	360	—5
Brunswk	2175	595	590	595	
Buff Ank	400	225	220	225	•8
Buff RL	1500	5½	5½	5½	
Cable	5000	9	9	9	— ½
Camflo	500	80	80	80	+4
Camp Chib	3070	295	290	295	
C Tung	500	50	50	50	+1
C Astoria	516	6½	6	6½	— ½
C Austral	6500	11½	10½	11	— ½
C Dyno	2025	90	90	90	
C Malart	3600	47	46	46	
Cdn NW	3199	4½	4	4	
Candore	46000	14	13½	14	+ ½
Cariboo	2000	65	63	63	—2
Cassiar	380	$10½	10¼	10½	+ ⅛
Cent Porc	12000	6	6	6	
Cheskirk	4000	6½	6½	6½	
Chester	500	14	14	14	
Chib-Kay	2000	10½	9½	9½	—1
Chib M	8100	29	27	27	—3
Chimo	13300	73	68	69	—1
Chrom	200	110	110	110	+10
Coch Will	1500	355	350	350	—5
Coin Lake	500	20	20	20	—1
Comb Met	500	18	18	18	+ ½
Con Shaw	1527	23½	22	23½	+2½
C Discov	5200	92	90	92	+2
C Fen	799	14	14	14	—1
C Halli	2000	14	14	14	
C Marcus	1000	119	118	119	•2
C Mogul	439095	283	255	270	+16
C Mosher	1200	141	141	141	
Con Negus	2000	13	13	13	+1
Con Nichol	2000	4	4	4	— ½
C Northld	10622	22	20	20	+ ½
C Rambler	2700	108	105	105	
C Red Pop	9185	12	11	11½	
C Regcourt	1500	11	9	9	—2
C Sannorm	12000	9	8½	9	
Conwest	100	400	400	400	
Cop Corp	2500	16½	16	16½	• ½
Cop-Man	3055	10½	10	10	—1
Cowich	21400	80	65	65	—29
Craigmt	425	$17¼	17¼	17¼	— ¼
Crestaur	1500	7	7	7	
Croinor	391500	39½	34	37½	—2½
Crowpat	1000	9	9	9	— ½
Cusco	18500	15	14	14½	— ½
Daering	1062	11	11	11	
D'Aragon	1500	17	17	17	— ½
Deer Horn	2800	56	54	55	
D'Eldona	2000	8	8	8	
Delhi Pac	12000	21	20	21	+1
Denison	2533	995	975	975	
Dicknsn	600	525	520	520	—10
Dome	200	$27⅜	27¾	27⅜	+ ¼
Donalda	500	8½	8½	8½	+ ½
E Amphi	500	5½	5½	5½	
Elder	3700	71	67	67	—4
El Sol	2000	6½	6	6	— ½
Eureka	9300	20½	19	19	—2
F'west T	4000	15	15	15	— ½
Fatima	30500	14	12	14	+1
Frncoeur	3000	9	9	9	
Gaitwin	4000	6	6	6	+ ½
Geco Mines	z36	$30⅝	30⅝	30⅝	
Giant YK	158	$10¼	10¼	10¼	
Glnn Uran	000	4	4	4	
GF Mining	600	15½	15½	15½	
Goldray	4000	18	17	17	— ½
Grandroy	1000	15	15	15	+2
Granduc	1550	405	405	405	
Gulch	1000	5½	5½	5½	
Gunnar	1498	805	795	795	+5
Hasaga	1000	12	12	12	—1
Hastings	1300	91	90	90	
Headway	800	16	16	16	
Heath	1000	4½	4½	4½	
Hollinger	1229	$27⅛	26	27⅛	+ ¼
Hud Bay	154	$57¾	57½	57¾	• ¼
Hydra Ex	18020	31	29	29½	— ½
Irish Cop	600	24	24	24	
Iron Bay	900	74	74	74	—1
Iso	11100	215	200	208	—4
Jacobus	14000	18	17	18	
Jaye Expl	1000	9½	9	9½	
Jellex	4973	25	24	24	— ½
Joburke	1000	8	8	8	+ ½
Jonsmith	1700	12½	12½	12½	— ½
Joutel	14500	80	77	80	+5
Jowsey	2421	27	27	27	
Keely-F	12500	15½	14½	14½	— ⅛
Krr Add	1347	605	600	600	
Kilembe	200	325	325	325	

(Continued on page 14)

FREE FREE FREE

Comfort tractor cab for your tractors if you buy a heavy duty, time proven loader; with snow bucket, for snow use during the winter months, and all the other jobs once summer comes again.

As a special incentive, in addition to our

- FREE INSTALLATION
- EXTRA GOOD VALUE
- CUSTOM MADE LOADER
- CONTINUOUS PARTS SERVICE
- LONG TERM PAYMENT PLAN
- ETC., ETC.

During December and January, we will supply absolutely free with every loader purchased, a brand new comfort cover tractor cab for your tractor. A value up to $55.00 absolutely free.

Come in and see us now while this offer lasts. Forecast is for snow. Be ready!

HALL MFG. CO. LTD.
SUMMERSIDE

Moore & McLeod Ltd.

say MERRY CHRISTMAS with **Biltmore** *Gift Certificates*

The smartest way to say Merry Christmas is with a Biltmore Gift Certificate. He can choose the colour and shape he prefers and be assured of a perfect fit. And his choice is one of the fine selection of Biltmore Hats.

FROM **6.95**

ON THE ISLAND IT'S
MOORE & McLEOD LTD.
"YOUR FAVORITE SHOPPING CENTRE"

ACTIVE INVESTOR WANTED

Unlimited returns on investment for aggressive, hard worker

Firestone has a few choice franchise openings in the highly rewarding tire, battery and auto accessory sales and service business.

It's an outstanding opportunity

- You would sell a complete line of salestested, name brand merchandise, including Firestone tires, batteries, auto and possibly home supplies.
- A team of rental experts help new dealers become firmly and profitably entrenched in their market.
- Skilled financial men assist you in establishing a Budget Department, bookkeeping and inventory systems.
- Key sales people help you with sales and merchandising programs.
- Powerful advertising campaigns create store traffic and a continuous source of profits.

Get the full profit story — with

Firestone
TIRE AND RUBBER COMPANY OF CANADA LIMITED

P. O. Box 730 Moncton, N. B.

If you think you've got the best-riding Pickup or Panel, and you're driving a GMC Light Duty with full coil suspension ...you're right!

A GENERAL MOTORS VALUE

C910 ½ TON WIDESIDE PICKUP





GMC Pickups and Panels have big capacity full coil suspension.

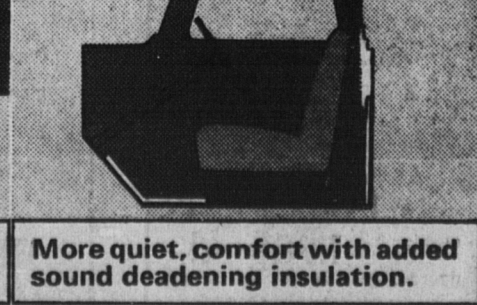

More quiet, comfort with added sound deadening insulation.

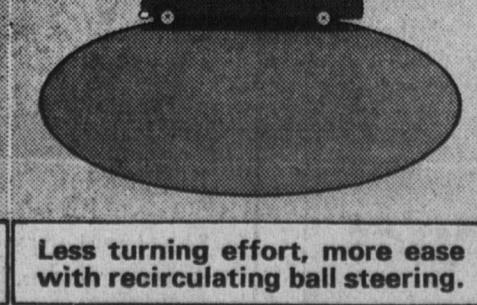

Less turning effort, more ease with recirculating ball steering.

If you're *not* driving a GMC, you should find what all the enthusiasm's about. In fact, your best bet is to be *in* one. That's where you'll really *feel* the difference in smoothness and quietness. But don't take our word for it. See your GMC dealer . . . try one of our trucks. Prove for yourself, GMC's Engineering Leadership.

GMC TRUCKS ENGINEERING LEADERSHIP

G-3648

Be sure to watch "Telescope" and "Zero One" on CFCY-TV. Check your local listings for time and channel.

HILLSIDE MOTORS LTD.

Phone 2-1243 St. Peter's Road